


How to create and use a S3 bucket

custom 7 steps · 2m 30s

1 Enter email address in the username field.

[Provide feedback](#) [Multi-session disabled ▼](#) [English ▼](#)



Sign In

Access your AWS account by user type.

User type [\(not sure?\)](#)

☒ **Root user**
Account owner that performs tasks requiring unrestricted access.

☐ **IAM user**
User within an account that performs daily tasks.


Email address

Next

OR

New to AWS? Sign up

By continuing, you agree to [AWS Customer Agreement](#) or [AWS Privacy Notice](#)




Protect your work from design to deployment

Proactively secure your applications with a frontier agent that scales security efforts.

[Discover AWS Security Agent >](#)

2 Click 'Next' to proceed with sign-in.

[Provide feedback](#) [Multi-session disabled](#) [English](#)



Sign In

Access your AWS account by user type.

User type [\(not sure?\)](#)

☒ **Root user**
Account owner that performs tasks requiring unrestricted access.

☐ **IAM user**
User within an account that performs daily tasks.


Email address

Next

OR

New to AWS? Sign up

By continuing, you agree to [AWS Customer Agreement](#) or




Protect your work from design to deployment

Proactively secure your applications with a frontier agent that scales security efforts.

[Discover AWS Security Agent](#)

3 Type password in the password field to continue sign-in.

[Provide feedback](#) [English](#)



Root user sign in

Enter the password for [\(not you?\)](#)


Password

☐ Show password [Forgot password?](#)

Sign in

Sign in to a different account

[Create a new AWS account](#)



Protect your work from design to deployment

Proactively secure your applications with a frontier agent that scales security efforts.

[Discover AWS Security Agent](#)


© 2026 Amazon Web Services, Inc. or its affiliates. All rights reserved.


4 Click 'Sign in' button to access AWS console.

5 Type password in the password field to authenticate.

6 Type password in the password field for authentication.

[Provide feedback](#) [English ▼](#)



**Authentication failed**
Your authentication information is incorrect. Please try again.

Root user sign in ⓘ

Enter the password for

(not you?)

Password


.....

☐ Show password [Forgot password?](#)

Sign in

Sign in to a different account

[Create a new AWS account](#)



Protect your work from design to deployment


Proactively secure your applications with a frontier agent that scales security efforts.


[Discover AWS Security Agent ›](#)

© 2026 Amazon Web Services, Inc. or its affiliates. All rights reserved.

7 Enter valid AWS account password in password field.

[Provide feedback](#) [English ▼](#)



**Authentication failed**
Your authentication information is incorrect. Please try again.

Root user sign in ⓘ

Enter the password for

(not you?)

Password


.....

☐ Show password [Forgot password?](#)

Sign in

Sign in to a different account

[Create a new AWS account](#)



Protect your work from design to deployment

Proactively secure your applications with a frontier agent that scales security efforts.

[Discover AWS Security Agent ›](#)

© 2026 Amazon Web Services, Inc. or its affiliates. All rights reserved.

